








### Your Package Includes the following:

	Pre-Attached Gate Panels	2
	Wood Gate Legs	2
	Leg Attachment Bolts	2
	3/4" Rubber Support Bumper	1
	Anti-Skid Feet	4

Thank you for choosing a quality, handcrafted pet gate from Dynamic Accents Ltd.

For your convenience, most of the assembly has already been completed for you and your gate will be ready for use in just 3 easy steps!

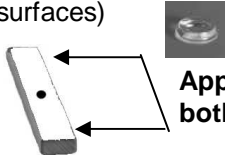
The final assembly will require the use of a Phillips Head Screwdriver.

Please ensure that all of the parts listed are included in your package.

### Step 1

Apply the 4 Anti-Skid Feet to the bottom side of the Wood gate legs, placing one at each end. Make sure that the surface is clean and dry when you apply the feet.


(The bottom side has a larger hole than the top and is unfinished to ensure that if the bottom of your gate would come into contact with moisture that there will be no "bleeding" of color onto your floor surfaces)



**Apply Feet Here on both legs**

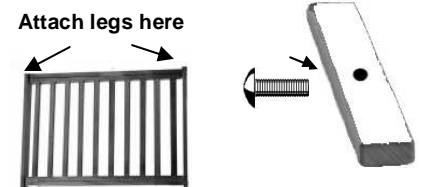
### Step 2

Turn the pre-assembled gate panels upside down and apply the 3/4" Rubber Support Bumper to the CENTER of the 4" plastic glide. Again, ensure that the surface is clean and dry when applying the bumper for proper adhesion.



### Step 3

Insert the Leg Attachment Bolts into the legs from the bottom side so that the bolt head recesses into the legs. Attach the legs to the frame by tightening the bolts using a Phillips Head Screwdriver until the bolts are snug and the leg is firmly attached. Turn your gate over onto its legs and it is now ready for use!



### Usage Instructions

- Your Dynamic Accents Freestanding Pet Gate is designed to be infinitely adjustable from 28" up to 48" with no tools required for adjustment!
- For easy width adjustment, lift the gate slightly off of the floor, slide the panels apart to the desired width and set the gate down.
- For storage or transport, slide your gate completely closed, rotate the legs in line with the gate.
- This product is designed for use with small animals that can not jump over or push gate out of position.



### Cautions

- Be careful not to stumble when stepping over gate.
- Do not carry a baby or infant when stepping over gate.
- Place this product on a flat, even surface.
- Keep this product away from fire or extremely high temperatures.
- Do not use this product for anything other than its intended purpose.
- This product is designed for indoor use only.
- Do not lean or sit on this product.
- Use only mild detergent and water to clean this product.
- Use of chemicals or harsh abrasives could damage the finish of this product.

See more of our Top Quality Pet Products at:  
[www.dynamicaccents.com](http://www.dynamicaccents.com)

For consumer comments or concerns please contact:  
Dynamic Accents customer service at:  
866-354-7334 or [nsdynamicaccents@hughes.net](mailto:nsdynamicaccents@hughes.net)